



## **INDEPENDENT AUDITOR'S REPORT**

To  
Hockey India,  
B1/E14, Mohan Co-operative,  
Industrial Estate,  
New Delhi-110044

We have audited the attached Balance Sheet of Hockey India (Registered as Society no. S/65668/2009) having office at B1/E14, Mohan Co-operative, Industrial Estate, New Delhi-110044 as at 31st March 2021, Income & Expenditure Account, Receipt & Payment and Cash Flow Statement for the period ended on that date:


The preparation of financial statement is responsibility of management. Our responsibility is to express an opinion on this financial statement based on our audit. An audit involves performing procedures to obtain audit evidence about the amounts and disclosures in the financial statements. The procedures selected depend on the auditors' judgment, including the assessment of the risks of material misstatement of the financial statements, whether due to fraud or error. In making those risk assessments, the auditor considers internal financial control relevant in preparation of the financial statements that give true and fair view in order to design audit procedures that are appropriate in the circumstances. An audit also includes evaluating the appropriateness of the accounting policies used and the reasonableness of the accounting estimates made by society, as well as evaluating the overall presentation of the financial statements.

We believe that the audit evidence we have obtained is sufficient and appropriate to provide a basis for our audit opinion on the financial statements.

We further report that

1. We have obtained all the information and explanations which to the best of our knowledge and belief were necessary for the purpose of our audit.

In our opinion, proper books of account as required by law have been kept by the society.



3. In our opinion and to the best of our information and according to explanations given to us, the said Balance Sheet, Income & Expenditure Account, Receipt & Payment and Cash Flow Statement read together with Schedules thereof, give a true and fair view in conformity with the accounting standards generally accepted in India;
- (i) in the case of Balance Sheet, the state of affairs of the society as at 31<sup>st</sup> March 2021;
  - (ii) in the case of Income & Expenditure Account, the excess of income over expenditure for the year ended on that date;
  - (iii) in the case of receipts & payments for the year ended on that date; and
  - (iv) in the case of Cash Flow Statement, of the cash flows for the year ended on that date.

**For M S A & ASSOCIATES**

**Chartered Accountants**

**FRN: 009717N**



**CA. Sanjay Bhardwaj**

**Partner**

**M. No.: 087847**

**Date: 01-10-2021**

**Place: New Delhi**

**UDIN: 21087847AAAADEF6936**

HOCKEY INDIA  
B1/E14, GROUND FLOOR, MOHAN COOPERATIVE INDUSTRIAL ESTATE NEW DELHI - 110044

BALANCE SHEET AS ON 31.03.2021

	Schedule	AS AT 31.03.2021 (Rs.)	AS AT 31.03.2020 (Rs.)
<b>SOURCES OF FUNDS</b>			
Reserves & Surplus	1	21,27,52,810	20,81,81,012
Long Term Provisions	2	44,15,028	40,33,545
Current Liabilities & Provisions	3	36,37,44,776	30,66,65,408
<b>Total</b>		<b>58,09,12,614</b>	<b>51,88,79,965</b>
<b>APPLICATION OF FUNDS</b>			
Fixed Assets	4	1,48,96,434	1,45,58,880
Deferred Tax Assets		17,25,719	15,69,171
<b>Current Assets, Loans &amp; Advances</b>			
Inventory	5	23,99,129	23,37,615
Sundry Debtors	6	8,40,70,034	8,15,27,291
Cash & Bank Balances	7	28,71,85,348	30,20,47,774
Loans & Advances	8	13,47,97,586	5,67,14,547
Other Current Assets	9	5,58,38,364	6,01,24,687
		56,42,90,461	50,27,51,914
<b>Total</b>		<b>58,09,12,614</b>	<b>51,88,79,965</b>
<b>SIGNIFICANT ACCOUNTING POLICIES &amp; NOTES TO ACCOUNTS</b>	12	-	-

SCHEDULES REFERRED ABOVE FORM AN INTEGRAL PART OF THE BALANCE SHEET

As per our Audit Report on Even date  
For MSA & Associates  
Chartered Accountants

FRN : 009717N



Partner

M No : 087847

Date:- 01-10-2021

Place:- New Delhi

  
Gyanendro Ningombam  
(President)

  
Rajinder Singh  
(Secretary General)

  
Tapan Das  
(Treasurer)

INCOME & EXPENDITURE ACCOUNT AS ON 31.03.2021


	Schedule	AS AT 31.03.2021 (Rs.)	AS AT 31.03.2020 (Rs.)
<b>INCOME</b>			
Income	10	31,10,05,301	47,79,56,409
Closing Stock	5	23,99,129	23,37,615
<b>TOTAL</b>		31,34,04,430	48,02,94,024
<b>EXPENDITURE</b>			
Opening Stock		23,37,615	42,35,512
Tournament & Hockey Promotion		20,82,69,067	39,71,46,923
Administrative & other expenses	11	9,38,71,888	7,55,08,428
Depreciation	4	19,00,879	18,79,871
<b>TOTAL</b>		30,63,79,449	47,87,70,734
Excess of Income over Expenditure		70,24,981	15,23,290
Add: Provision for Deferred Tax		1,56,548	1,95,831
Less: Provision for Income Tax		26,09,731	8,87,799
Less : Excess Income Tax written off		-	89,583
<b>Transferred to Reserves and Surplus</b>		45,71,798	7,41,739
<b>SIGNIFICANT ACCOUNTING POLICIES &amp; NOTES TO ACCOUNTS</b>	12		


SCHEDULES REFERRED ABOVE FORM AN  
INTEGRAL PART OF THE INCOME & EXPENDITURE ACCOUNT

As per our Audit Report on Even date

For MSA & Associates  
Chartered Accountants  
FRN : 009717N

  
CA. Sanjay Bhardwaj  
Partner  
M No : 087847  
Date:- 01-10-2021  
Place:- New Delhi

  
Gyanendro Ningombam  
(President)

  
Rajinder Singh  
(Secretary General)

  
Tapan Das  
(Treasurer)

Schedule Forming parts of Balance Sheet and Income & Expenditure Account as on 31.03.2021	AS AT 31.03.2021 (Rs.)	AS AT 31.03.2020 (Rs.)
---	------------------------------	------------------------------

**SCHEDULE - 1**  
**RESERVES & SURPLUS**

Opening Balance	20,81,81,012	20,74,39,273
Excess of Income over Expenditure during the year	45,71,798	7,41,739
<b>Total</b>	<b>21,27,52,810</b>	<b>20,81,81,012</b>

**SCHEDULE - 2**  
**LONG TERM PROVISIONS**

Provision for Gratuity	40,22,946	33,28,131
Provision for Leave Encashment	3,92,082	7,05,414
<b>Total</b>	<b>44,15,028</b>	<b>40,33,545</b>

**SCHEDULE - 3**  
**CURRENT LIABILITIES & PROVISIONS**

<b>Current Liabilities</b>		
Creditors for expenses	68,34,941	3,75,63,706
<b>Statutory Liabilities</b>		
TDS - Payable	13,84,407	32,01,877
GST Payable	4,40,966	40,270
<b>Provisions</b>		
Gratuity	7,80,762	6,69,031
Leave Encashment	3,35,362	3,26,818
Provision for Income Tax	26,09,731	8,87,799
<b>Other Current Liabilities</b>		
Advances Received	35,07,82,382	26,39,48,307
Payable to Members & Others	5,76,225	27,600
<b>Total</b>	<b>36,37,44,776</b>	<b>30,66,65,408</b>

**SCHEDULE - 5**  
**INVENTORY**

Consumables & Sports equipments (as certified by management)	23,99,129	23,37,615
<b>Total</b>	<b>23,99,129</b>	<b>23,37,615</b>

**SCHEDULE - 6**  
**SUNDRY DEBTORS**

Debts exceeding six months	8,04,17,771	8,04,17,771
Other Debts	36,52,263	11,09,520
<b>Total</b>	<b>8,40,70,034</b>	<b>8,15,27,291</b>



*[Handwritten signature]*

*[Handwritten signature]*

*[Handwritten signature]*

**SCHEDULE - 7**  
**CASH & BANK BALANCES**

Cash in hand	1,980	78,029
Bank Balances	1,07,73,462	3,16,42,677
HDFC Gratuity Fund A/c	42,64,997	33,31,787
FDR with bank	26,98,51,952	26,60,00,000
Interest Accrued on FDR	22,92,957	9,95,281
<b>Total</b>	<b>28,71,85,348</b>	<b>30,20,47,774</b>

**SCHEDULE - 8**  
**LOANS & ADVANCES**

Advance For Hosting World Cup 2023	10,87,66,280	5,48,66,000
Advance For Hosting JMWC 2021	1,94,22,550	-
Prepaid Expenses	8,11,770	9,92,681
Other Advances	57,96,986	8,55,866
<b>Total</b>	<b>13,47,97,586</b>	<b>5,67,14,547</b>

**SCHEDULE - 9**  
**OTHER CURRENT ASSETS**  
**(Amounts recoverable in cash or kind)**

Sport Authority of India	20,97,657	72,91,781
HRDS	-	13,36,251
Indian Olympic Association	14,00,000	7,00,000
Security Deposit	8,58,000	8,58,000
Deposit with Government Authorities	5,14,82,707	4,99,38,655
<b>Total</b>	<b>5,58,38,364</b>	<b>6,01,24,687</b>

**SCHEDULE - 10**  
**INCOME**

Sponsorship	24,11,91,800	37,87,71,500
Grant Received	4,86,58,763	7,12,36,078
Sale Of Ticket	-	68,46,000
Other Income	2,11,54,738	2,11,02,831
<b>Total</b>	<b>31,10,05,301</b>	<b>47,79,56,409</b>

**SCHEDULE - 11**  
**ADMINISTRATIVE & OTHER EXPENSES**

Establishment expenses	2,14,79,314	2,29,78,268
AGM and Committee expenses	9,88,853	6,99,000
Conveyance	1,40,955	2,82,066
Donation	1,00,00,000	52,00,000
Computer Software & Maintenance	1,09,882	1,14,412
News Paper And Periodicals	40,746	45,211
Rent	60,74,640	60,74,640
Office Maintenance	1,75,185	1,34,349
Printing, Stationery & Courier	23,99,165	26,81,638
Legal & Professional	5,03,58,014	3,50,01,054
Repair & Maintenance	43,555	34,359
Telephone & Internet	2,29,507	3,41,060
Electricity expenses	8,89,168	8,84,961
Audit Fees	5,84,000	4,65,000
Bank Charges & Interest	3,58,904	5,72,410
<b>Total</b>	<b>9,38,71,888</b>	<b>7,55,08,428</b>



*[Handwritten signature]*

*[Handwritten signature]*

HOCKEY INDIA  
B1/E14, GROUND FLOOR, MOHAN COOPERATIVE INDUSTRIAL ESTATE NEW DELHI - 110044

Detail of Fixed Assets as on 31.03.2021

Schedule - 4

(Amt in Rs.)

PARTICULARS	RATE	W.D.V. AS ON 01.04.2020	ADDITION UPTO 03.10.2020	ADDITION AFTER 03.10.2020	SALE / ADJUSTMENT	VALUE AS ON 31.03.2021	DEPRECIATION FOR THE YEAR	NET BLOCK AS ON 31.03.2021
Computers	40%	1,43,748	2,94,900	-	-	4,38,648	1,75,459	2,63,189
Sports Equipments	15%	2,25,864	-	-	-	2,25,864	33,880	1,91,984
Office Equipments	15%	28,00,992	3,05,517	1,93,390	-	32,99,899	4,80,481	28,19,418
Furniture & Fittings	10%	1,13,88,276	-	14,44,626	-	1,28,32,902	12,11,059	1,16,21,843
<b>Total</b>		<b>1,45,58,880</b>	<b>6,00,417</b>	<b>16,38,016</b>	<b>-</b>	<b>1,67,97,313</b>	<b>19,00,879</b>	<b>1,48,96,434</b>
Previous Year Figures		1,62,74,314	83,899	80,538	-	1,64,38,751	18,79,871	1,45,58,880

