

HOCKEY INDIA
B1/E14, GROUND FLOOR, MOHAN COOPERATIVE INDUSTRIAL ESTATE NEW DELHI - 110044


BALANCE SHEET AS ON 31.03.2018

	Schedule	Amount (Rs.) 31.03.2018	Amount (Rs.) 31.03.2017
SOURCES OF FUNDS			
Reserves & Surplus	1	18,30,07,386	17,95,56,058
Long Term Provisions	2	31,40,666	29,00,099
Current Liabilities & Provisions	3	23,75,85,988	14,72,56,961
Total		42,37,34,040	32,97,13,118
APPLICATION OF FUNDS			
Fixed Assets	4	13,28,468	15,10,612
Deferred Tax Assets		10,63,803	9,77,058
Current Assets, Loans & Advances			
Current Assets			
Inventory	5	79,26,550	38,64,974
Sundry Debtors	6	14,21,27,114	9,83,08,074
Cash & Bank Balances	7	8,04,96,058	8,30,46,636
Loans & Advances	8	9,81,43,986	4,77,25,464
Other Current Assets	9	9,26,48,061	9,42,80,300
		42,13,41,769	32,72,25,448
Total		42,37,34,040	32,97,13,118

SIGNIFICANT ACCOUNTING POLICIES & NOTES TO ACCOUNTS

12

SCHEDULES REFERRED ABOVE FORM AN INTEGRAL PART OF THE BALANCE SHEET


Rajinder Singh
 (President)



Md. Mushtaque Ahmad
 (Secretary General)

As per our Audit Report on Even date
 For Samkaria & Associates
 Chartered Accountants
 FRN : 007111N



CA. Naresh Samkaria
 Partner
 M No : 086359
 Date:- 02/07/2018
 Place:- New Delhi




Tapan Das
 (Treasurer)


Firoz Ansari
 (Chairman, Finance and Audit Committee)

HOCKEY INDIA
B1/E14, GROUND FLOOR, MOHAN COOPERATIVE INDUSTRIAL ESTATE NEW DELHI - 110044


INCOME & EXPENDITURE ACCOUNT AS ON 31.03.2018


	Schedule	Amount (Rs.) 31.03.2018	Amount (Rs.) 31.03.2017
INCOME			
Income	10	36,82,22,839	1,04,94,79,640
Closing Stock		79,26,550	38,64,974
TOTAL		37,61,49,389	1,05,33,44,614
EXPENDITURE			
Opening Stock		38,64,974	31,37,442
Tournament & Hockey promotion		29,07,18,310	95,38,00,103
Administrative & other expenses	11	7,72,26,449	8,76,23,263
Depreciation	4	2,38,094	2,43,033
TOTAL		37,20,47,827	1,04,48,03,841
Excess of Income over Expenditure		41,01,562	85,40,773
Add: Provision for Deferred Tax		86,744	1,61,822
Less: Provision for Income Tax		13,90,488	29,69,948
Add: Excess Income Tax Provision written back		6,53,510	8,07,956
Transferred to Reserves and Surplus		34,51,328	65,40,603

SIGNIFICANT ACCOUNTING POLICIES & NOTES TO ACCOUNTS


12

SCHEDULES REFERRED ABOVE FORM AN INTEGRAL PART OF THE BALANCE SHEET


Rajinder Singh
 (President)


Md. Mushtaque Ahmad
 (Secretary General)

As per our Audit Report on Even date
 For Samkaria & Associates
 Chartered Accountants
 FRN : 007111N


Tapan Das
 (Treasurer)


Firoz Ansari
 (Chairman, Finance and Audit Committee)


CA. Naresh Samkaria
 Partner
 M No : 086359
 Date:- 02/07/2018
 Place:- New Delhi



Schedule Forming parts of Balance Sheet and Income & Expenditure Account for the year ended 31.03.2018

Amount (Rs.)
31.03.2018

Amount (Rs.)
31.03.2017

SCHEDULE - 1
RESERVES & SURPLUS

Opening Balance	17,95,56,058	17,30,15,455
Excess of Income over Expenditure during the year	34,51,328	65,40,603
Closing Balance	<u>18,30,07,386</u>	<u>17,95,56,058</u>
Total		

SCHEDULE - 2
LONG TERM PROVISIONS

Provision for Gratuity	24,20,194	18,55,658
Provision for Leave Encashment	7,20,472	10,44,441
Total	<u>31,40,666</u>	<u>29,00,099</u>

SCHEDULE - 3
CURRENT LIABILITIES & PROVISIONS

Current Liabilities

Creditors for expenses	3,26,31,287	5,26,28,772
------------------------	-------------	-------------

Statutory Liabilities

TDS - Payable	15,75,006	1,45,27,756
Service Tax Payable	-	9,850
GST Payable (RCM)	20,055	-

Provisions

Gratuity	2,21,888	1,34,855
Leave Encashment	80,173	1,27,050
Income Tax	13,90,488	98,28,678

Other Current Liabilities

Income received in Advance - WLF 2017		6,00,00,000
Income received in Advance-Odisha Govt (WC 2018)	12,50,00,000	-
Income Received in Advance-Odisha Mining (Annual Sponsorship)	6,66,66,667	
Annual Renewal Fee 2018-19	424	
Franchisee Fee received in advance - JSW Franchisee Fee	1,00,00,000	1,00,00,000
Total	<u>23,75,85,988</u>	<u>14,72,56,961</u>

SCHEDULE - 5
INVENTORY

Consumables & Sports equipments (as certified by management)	79,26,550	38,64,974
Total	<u>79,26,550</u>	<u>38,64,974</u>

Malay

[Handwritten signature]

[Handwritten signature]



SCHEDULE - 6**SUNDRY DEBTORS**

Debts exceeding six months	13,54,17,771	4,25,77,580
Other Debts	67,09,343	5,57,30,494
Total	14,21,27,114	9,83,08,074

SCHEDULE - 7**CASH & BANK BALANCES**

Cash in hand (Including Imprest)	83,693	98,428
Bank Balances	49,91,602	1,29,18,865
FDR with bank	7,50,00,000	7,00,00,000
Interest Accrued on FDR	4,20,763	29,343
Total	8,04,96,058	8,30,46,636

Schedule Forming parts of Balance Sheet and Income & Expenditure Account as on 31.03.2018

Amount (Rs.)	Amount (Rs.)
31.03.2018	31.03.2017

SCHEDULE - 8**LOANS & ADVANCES**

Advance For Hosting World Cup 2018	6,53,09,194	3,56,18,825
Prepaid Expenses	2,41,01,053	8,87,683
Other Advances	87,33,739	1,12,18,956
Total	9,81,43,986	4,77,25,464

SCHEDULE - 9**OTHER CURRENT ASSETS****(Amounts recoverable in cash or kind)**

Sport Authority of India	44,84,069	36,48,566
Indian Olympic Association	7,00,000	3,00,000
Security Deposit	12,57,946	6,82,500
Deposit with Government Authorities	8,40,10,217	8,81,07,965
HDFC Gratuity Fund A/c	21,45,829	15,41,269
Reliance Insurance General Co Ltd	50,000	
Total	9,26,48,061	9,42,80,300

SCHEDULE - 10**INCOME**

Sponsorship & Broadcasting	27,73,66,825	96,22,25,877
Grant Received	7,66,70,946	7,51,16,246
Sale Of Ticket	46,65,650	10,49,900
Other Income	95,19,418	1,10,87,617
Total	36,82,22,839	1,04,94,79,640

[Handwritten signatures]



SCHEDULE - 11

ADMINISTRATIVE & OTHER EXPENSES

Establishment expenses	1,96,17,997	2,35,35,302
AGM and Committee expenses	2,55,760	26,05,538
Conveyance	1,90,863	1,58,088
Donation	1,00,000	2,00,000
Computer Software & Maintenance	10,48,749	10,11,694
News Paper And Periodicals	43,448	42,582
Rent	36,81,060	36,07,813
Office Maintenance	3,42,804	2,38,120
Printing, Stationery & Courier	94,00,717	60,86,801
Legal & Professional	4,05,67,996	3,94,22,593
Repair & Maintenance	1,47,998	2,26,995
Telephone & Internet	5,64,458	4,53,042
Electricity expenses	6,03,504	5,16,579
Audit Fees	3,50,000	3,50,000
Exchange Fluctuation Loss	-	23,63,079
Bank Charges & Interest	2,54,510	7,20,914
Insurance Expenses	-	32,27,222
Swach Bharat Cess Expense	56,585	28,56,901

Total 7,72,26,449 8,76,23,263

name

J. Anon

25 *Kash*



HOCKEY INDIA
B1/E14, GROUND FLOOR, MOHAN COOPERATIVE INDUSTRIAL ESTATE NEW DELHI - 110044

Details of Fixed Assets as on 31.03.2018

Schedule - 4

(Amt in Rs.)

PARTICULARS	RATE	W.D.V. AS ON 01.04.2017	ADDITION UPTO 03.10.2017	ADDITION AFTER 03.10.2017	SALE / ADJUSTMENT	VALUE AS ON 31.03.2018	DEPRECIATION FOR THE YEAR	NET BLOCK AS ON 31.03.2018
Computers	40%	38,446	40,500	-	-	78,946	31,578	47,368
Sports Equipments	15%	3,67,781	-	-	-	3,67,781	55,167	3,12,614
Office Equipments	15%	7,71,811	15,450	-	-	7,87,261	1,18,089	6,69,172
Furniture	10%	3,32,574	-	-	-	3,32,574	33,259	2,99,315
Total		15,10,612	55,950	-	-	15,66,562	2,38,094	13,28,468

Previous Year Figures	11,51,270	-	6,02,375	17,53,645	2,43,033	15,10,612
-----------------------	-----------	---	----------	-----------	----------	-----------









SAMKARIA & ASSOCIATES
Chartered Accountants

207, 3rd Floor, Dakha Chambers-I,
2068/39, Naiwala, Karol Bagh,
New Delhi- 110005
Tel -09810546214, 011-28756323
Email: nsamkaria@yahoo.co.in

AUDITORS' REPORT

To
Hockey India,
B1/E3, Mohan Co-operative,
Industrial Estate,
New Delhi-110044

We have audited the attached Balance Sheet of Hockey India (Registered as Society no. S/65668/2009) having office at B1/E3, Mohan Co-operative, Industrial Estate, New Delhi-110044 as at 31st March 2018, Income & Expenditure Account and Receipt & Payment for the period ended on that date:

The preparation of financial statement is responsibility of management. Our responsibility is to express an opinion on this financial statement based on our audit. An audit involves performing procedures to obtain audit evidence about the amounts and disclosures in the financial statements. The procedures selected depend on the auditors' judgment, including the assessment of the risks of material misstatement of the financial statements, whether due to fraud or error. In making those risk assessments, the auditor considers internal financial control relevant in preparation of the financial statements that give true and fair view in order to design audit procedures that are appropriate in the circumstances. An audit also includes evaluating the appropriateness of the accounting policies used and the reasonableness of the accounting estimates made by society, as well as evaluating the overall presentation of the financial statements.

We believe that the audit evidence we have obtained is sufficient and appropriate to provide a basis for our audit opinion on the financial statements.

We further report that

1. We have obtained all the information and explanations which to the best of our knowledge and belief were necessary for the purpose of our audit.
2. In our opinion, proper books of account as required by law have been kept by the society.
3. In our opinion and to the best of our information and according to explanations given to us, the said Balance Sheet, Income & Expenditure Account, Receipt & Payment and Cash Flow Statement read together with Schedules thereof, give a true and fair view in conformity with the accounting standards generally accepted in India;



- (i) in the case of Balance Sheet, the state of affairs of the society as at 31st March 2018;
- (ii) in the case of Income & Expenditure Account, the excess of income over expenditure for the year ended on that date;
- (iii) in the case of receipts & payments for the year ended on that date; and
- (iv) in the case of Cash Flow Statement, of the cash flows for the year ended on that date.

For Samkaria & Associates
Chartered Accountants
FRN: 007111N

Samkaria

CA. Naresh Samkaria
Partner
M.No.: 086359
Date: 02/07/2018
Place: New Delhi

